


EUROPRESSE

For public and academic
libraries



User guide

© Europresse - 2022

CISION[®]
Europresse

The simple search



1. Enter your keywords.
2. Choose a period and a search domain (groups of sources).
3. Launch precise searches by pre-selecting your type of content:
 - Click on the colours of the list to select or not a type of content (presse, TV & radio, social media, studies & reports, directories & profiles).
4. Launch the search.
5. Access the advanced search form.

The advanced search : the search equation

The screenshot shows the Europresse advanced search interface. At the top, there is a navigation bar with 'EUROPRESSE A CISION SOLUTION', 'SEARCH', 'FOLDERS', and 'PDF SECTION'. The main heading is 'Advanced Search'. The search area is titled 'Keywords in all the text' and contains three input boxes. The first box contains 'biodiversity' (annotated with '1'). The second box contains '"climate|change"' (annotated with '2'), and the third box contains 'ecology' (annotated with '3'). To the left of the second and third boxes are buttons for 'AND', 'OR', and 'WITHOUT', with 'OR' selected. To the right of the second and third boxes are dropdown menus for 'in the title', 'in the lead', and 'in the author name' (annotated with '4'). Below these is a button 'Add a Keywords Box'. At the bottom left, there is a 'Sources' section with radio buttons for 'group of sources' (selected), 'source criteria', and 'source name'. Below that is a 'Search Domain' dropdown set to 'All content'. At the bottom left, there is a 'Date Range' dropdown set to 'Last 7 days'. At the bottom right, there are 'Start Over' and 'Search' buttons. On the right side of the interface, there is a 'Search Tips' panel (annotated with '5') containing several search examples and their definitions.

1. Enter your keywords to launch a search in the full text of the documents.
2. Use the operators AND, OR, WITHOUT to cross, choose or exclude easily some keywords in your search.
3. Choose the place where the keywords will appear in the document (to modulate the relevance of the results).
4. Add keywords boxes to cross more search terms (up to 6 boxes).
5. The search tips: Concrete definitions and examples help you use the operators and keys in your searches.

The advanced search : the group of sources

Sources
Select your sources by: group of sources source criteria source name

Source type

Press Television and Radio Social Media Studies and Reports Directories and Profiles

Language

2 selected criteria

Czech
 Danish
 Dutch
 English
 Finnish
 French
 German
 Icelandic

Domain

All topics

Geographical Origin

France

Selected Sources (5398)

American Journal of Health Studies
American Journal of Health-System Pharmacy
American Journal of International Law
American Journal of Medical Research
American Journal of Play
American Machinist (web site ref.)
American Metal Market
American News (Aberdeen, SD) (web site ref.)
American School and University (web site ref.)
American Society of International Law - Pro...
American Theatre
American Trucker (web site ref.)
American-Eurasian Journal of Sustainable

Sources
Select your sources by: group of sources source criteria source name

Available Sources (5)

new york times

International New York Times (web site)
 New York Times International Edition, The
 New York Times Upfront, The
 New York Times, The
 New York Times, The (web site)

Selected Sources (6)

✘ New York Times International Edition, The
✘ New York Times Upfront, The
✘ New York Times, The
✘ Independent on Sunday (UK)
✘ Independent, The (London, UK)
✘ Toronto Star (ON)

There are 3 possible ways to personalize your group of sources:

1. Use a **group of sources already existing** (in the list of groups created by the librarians).
2. Create your own group of sources by using **the criteria**.
3. Choose a type of content, the language(s), the geographical origin(s), the topics (domain), the periodicity...
4. The automatically created list of sources is updated and available on the square « selected sources ».
5. Use the search by **source name** to create your own group of sources by filtering by name.
6. Enter the names of the sources in the search form. Tick the sources in the list to find them in the square « selected sources ».
7. Access information on each source by clicking on the icon **i** (name, language, geographical origin, description, archive start date HTML and/or PDF...)

The advanced search : the period

← Advanced Search

Keywords in all the text

Today

Since yesterday

Last 3 days

Last 7 days

Last 30 days

Last 3 months

Last 6 months

Last year

Last 2 years

In all archives

Specify a period...

January

February

March

April

May

June

July

August

September

October

November

December

Oct 2021

Su Mo Tu We Th Fr Sa

1 2

3 4 5 6 7 8 9

10 11 12 13 14 15 16

17 18 19 20 21 22 23

24 25 26 27 28 29 30

31

From : 12 October 2021 to : 12 October 2021

Start Over Search

1. Specify the period of archives chosen for your search.
2. Choose :
 - Either pre-defined periods (3 days, 7 days, last year...)
 - Either a specific period : using the lists (day, month year) or calendars (by clicking on the number of the day after selecting the month and year).
3. Click on » search » to launch the search in Europresse.

Click on « start over » to empty the search form from all elements (keywords, sources, period).

The list of results

The screenshot shows the Europresse search interface. At the top, the header includes the Europresse logo, navigation tabs for 'SEARCH', 'FOLDERS', and 'PDF SECTION', and user options like 'Français' and 'Student'. A search bar contains the text 'TEXT= "climate change"', with filters for 'Last 30 days' and 'Press in the UK'. Below the search bar is a horizontal menu with categories: 'Press', 'Television and Radio', 'Social Media', 'Studies and Reports', and 'Directories and Profiles'. A dropdown menu is open, showing sorting options: 'Document Date - Newest first' (selected), 'Relevance', 'Document Date - Oldest first', and 'Source name'. The search results are displayed as a grid of document cards. The first card is from 'TORONTO STAR' with the title 'No one would vote Green over foreign policy, Letter to the Editor, Oct. 6 \$10-a-day child care made for a [...]'. The second card, highlighted with a red box, is from 'The Telegraph' with the title 'Prince Charles's pointed message to China: the polluter must pay if we are to save the planet'. The third card is from 'The New York Times' with the title 'How Six U.S. Agencies Are Bracing for Climate Change'. The fourth card is from 'REUTERS' with the title 'Targets'. A red box highlights the sorting dropdown menu, and a red box highlights the 'The Telegraph' result card. A red box also highlights the 'Document Date - Newest first' option in the dropdown menu. A red box highlights the '50 of 12,017' filter indicator.

1. Filter your search results by selecting or unselecting types of content in the headband of colours.
2. Sort out the results by relevance, date of document or source name (alphabetical order from A to Z).
3. Each square represents a search result. The document title, name, date, number of words and extract (keyword in context) appear. Click on the title to visualise the full text of the document.

Work on an article

Reducing embodied carbon and climate change

Ramu Narayanan Contributor

Together, emissions from building operations and the construction industry were responsible for 38 per cent of global energy-related carbon dioxide emissions in 2019. About three quarters of that consisted of heating, cooling and lighting buildings. The remaining quarter, often overlooked, came from embodied carbon, which the World Green Building Council (WGBC) defines as "carbon emissions associated with materials and construction processes throughout the whole life cycle of a building or infrastructure."

This includes emissions from raw material extraction, transportation of raw materials to a factory, manufacturing of building materials at the factory, transportation of building materials to the building site, building construction, and demolition. Global building stock is predicted to double between now and mid-century, so ignoring building emissions will result in us not being able to meet the 2015 Paris agreement climate change goal developed to address this global emergency.

1



2

3



4



1. Carry out actions on the article:



Pin the article.

(put it aside in a temporary folder – see page 9)



Print the article



Save the article in PDF or RIS format (bibliographical).



Translate the article in another language (automatic translator).

2. Go back to the results of your search.

3. Access the printed version of the article (if available).


4. Visualize the articles of your list of results by clicking on the arrows on the left and right.

Work on several articles

The screenshot shows the Europresse website interface. At the top, there is a navigation bar with 'EUROPRESSE A CISION SOLUTION', 'SEARCH', 'FOLDERS', 'PDF SECTION', a user icon with '(0)', 'Français', a help icon, and 'Student'. Below this is a search bar containing 'TEXT= "climate change"', a microphone icon, a search icon, and a dropdown menu set to 'Last 7 days'. A '360°' logo is on the left. Below the search bar is a navigation bar with 'Press', 'Television and Radio', 'Social Media', 'Studies and Reports', and 'Directories and Profiles'. The main content area shows a list of search results. The first result is 'At the Crossroads of Global Business' from The New York Times, dated 2021-10-10, with 1709 words. The second is 'Can Democrats Find A Winning Message?' from The New York Times, dated 2021-10-10, with 5718 words. The third is 'Sinema Is Said to Want \$100 Billion Cut From Climate Plans' from The New York Times, dated 2021-10-09, with 1406 words. The fourth is 'No one would vote Green over foreign policy, Letter to the Editor, Oct. 6 \$10-a-day child care made for a [...]' from The Toronto Star, dated 2021-10-11, with 774 words. Annotations are present: '1' points to a checkmark icon in the top right of the first article card; '2' points to an orange square icon in the top right of the second article card; '3' points to a list icon in the top right of the second article card. A '50 of 535' indicator is on the left, and a 'Relevance' dropdown is on the right.

To work on several articles at once:

1. Tick articles.
2. The number of articles selected is indicated in the orange square.
3. Carry out actions on several articles: pin, save in PDF or RIS, print.

This button  generates (in a new tab of your browser) a list of references of your articles that can afterwards be used in a bibliography.

The pinned documents : a temporary folder

EUROPRESSE
A CISION SOLUTION

SEARCH FOLDERS PDF SECTION

Pin (3) Français ? Student

Pinned Documents

All your pinned documents will be deleted at the end of your session.

3 of 3


Download Print List Delete

The New York Times - Late Edition - Final
Crucial Element Of Climate Plan Likely to Be Cut
2021-10-16 · 1550 words
By Coral Davenport - ... a clean electricity program that is the muscle behind the president's plan to battle climate change. WASHINGTON -- The most powerful part of President Biden's climate agenda -- a program to rapidly ...
Also published in

The Daily Telegraph (London, UK)
Australia calls UK diplomat a climate change 'bore'
2021-10-15 · 555 words
By Lucy Fisher Deputy political editor - ... by senior political figures in Canberra, who have accused her of "haranguing" their government over climate change. Senior sources in the Australian government have launched a deeply hostile attack on Vicki Treadell ...

Toronto Star (ON) - ONT
Realtors must adapt to climate change era
2021-10-16 · 803 words PDF
Gavin Swartzman Contributor - At the end of October, the 26th annual United Nations Climate Change Conference will convene in Glasgow to discuss the complex challenges posed by rising CO2 emissions, global warming and the pressing ...

1. To access the Pinned documents (that you put aside during your searches) click on the « pin » icon on the right top of the screen.
2. The pinned documents are a temporary folder : this folder remains active only during your session, and will empty itself with each new session opened.
3. Carry out actions to save, print, generate a bibliographical list of references on the pinned documents.

The user may also delete the pinned documents by clicking on the icon 

The shared folders

The screenshot displays the Europresse interface with several key elements highlighted by red boxes and numbered 1 through 4:

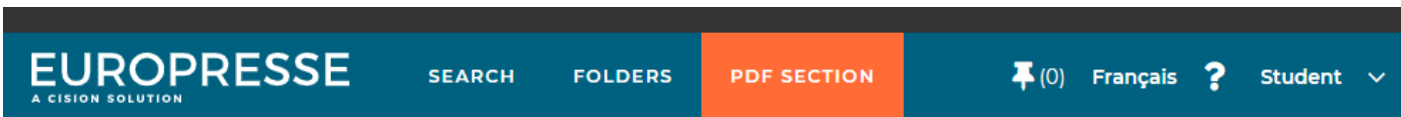
- 1:** The 'FOLDERS' tab in the top navigation bar.
- 2:** A box containing 'Dossiers partagés avec le (...) (240)', indicating the number of shared folders.
- 3:** A box containing 'COP26 in Glasgow (81)', representing a specific shared folder.
- 4:** A box containing action icons: a pin, a download icon, a print icon, and a list icon.

Below the navigation bar, there are filters for 'Usage interne SC et Mkt BE' and 'Last 7 days'. The main content area shows a list of folders: 'Les bibliothèques innovent (32)', 'Joe Biden (127)', 'COP26 in Glasgow (81)', and 'Parcours Sup (0)'. Below this, the breadcrumb path is 'Usage interne SC et Mkt BE / Dossiers partagés avec le compte Usager'. A pagination bar shows '50 of 81' items. A dropdown menu is set to 'Date added - Newest first'. The document list includes:

- Les Echos: **Climat : Xi Jinping pourrait ne pas se rendre à la COP26 de Glasgow** (2021-10-18, 559 words, PDF). The title and 'COP26 de Glasgow' are highlighted in yellow.
- BBC (web site ref.) - BBC: **COP26: Barack Obama to attend climate change summit in Glasgow** (2021-10-17, 522 words). The title is highlighted in yellow.

1. The « Folders » tab allows access to documents that were selected by the librarians of the subscriber library. These are thematic shared folders accessible to all users.
2. Browse the groups of thematic folders..
3. Click on the name of the folder to visualize its content.
4. Carry out several actions on the documents of the shared folders : pin, save in RIS or PDF, print or generate bibliographical lists..

The PDF section



The « PDF section » tab regroups all the sources available in their printed version in Europresse.

1. Search for a source by its name.
2. Access the advanced search to filter the sources by topic, date, date range.
3. Click on “consult” to access the last edition.
4. Access the previous edition or all the archives of the source.
5. Browse the pages of the selected edition of the source.
6. Access detailed information about the source.

💡 If your library has made a selection of sources, then it will be visible in “our selection”. Our Selection (+)

PDF Section [-]

Search and read here the publications available in their printed versions. Use the "search" tab to access all publications.

Find the last edition available



8 Results



The online help

The screenshot shows the top navigation bar of the Europresse platform. The bar includes the logo 'EUROPRESSE A CISION SOLUTION', a 'SEARCH' button, and links for 'FOLDERS' and 'PDF SECTION'. On the right, there is a notification icon '(0)', a language selector 'Français', a help icon '?', and a user profile 'Student'. A dropdown menu is open from the help icon, listing several help topics. Red boxes and numbers 1 through 4 highlight specific elements: 'Français' (1), the help icon '?' (2), 'Comment sauvegarder un document' (3), and 'Our content' (4). The main content area features a large '360°' logo and a search bar. Below the search bar, there are filters for 'Last 7 days', 'All content', and 'Advanced'.

1. Set up the interface in either english or french during the time of your session.
2. Access the training tools (in french).
3. Short vidéos tutorials explain the main functionalities of the platform (in french).
4. Access a search form to generate lists of sources with different criteria.

The **Customer Support** remains at your disposal for any question on the functionalities, from Monday to Friday, from 9.am to 6.pm :

- By e-mail : biblio.france@cision.com
- By phone : +33 (0)1 44 82 66 41

Trainings : <https://cisionfr.secure.force.com/EuropresseAcademieBPE/>